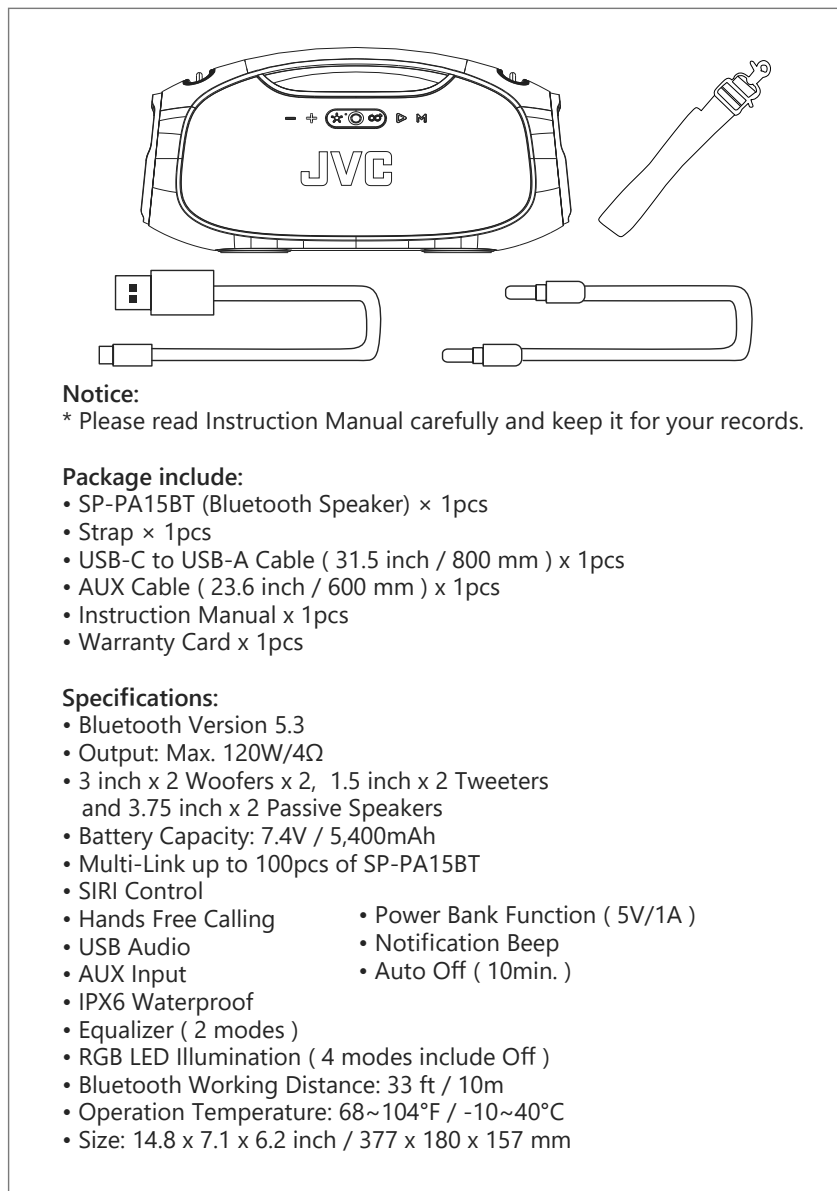
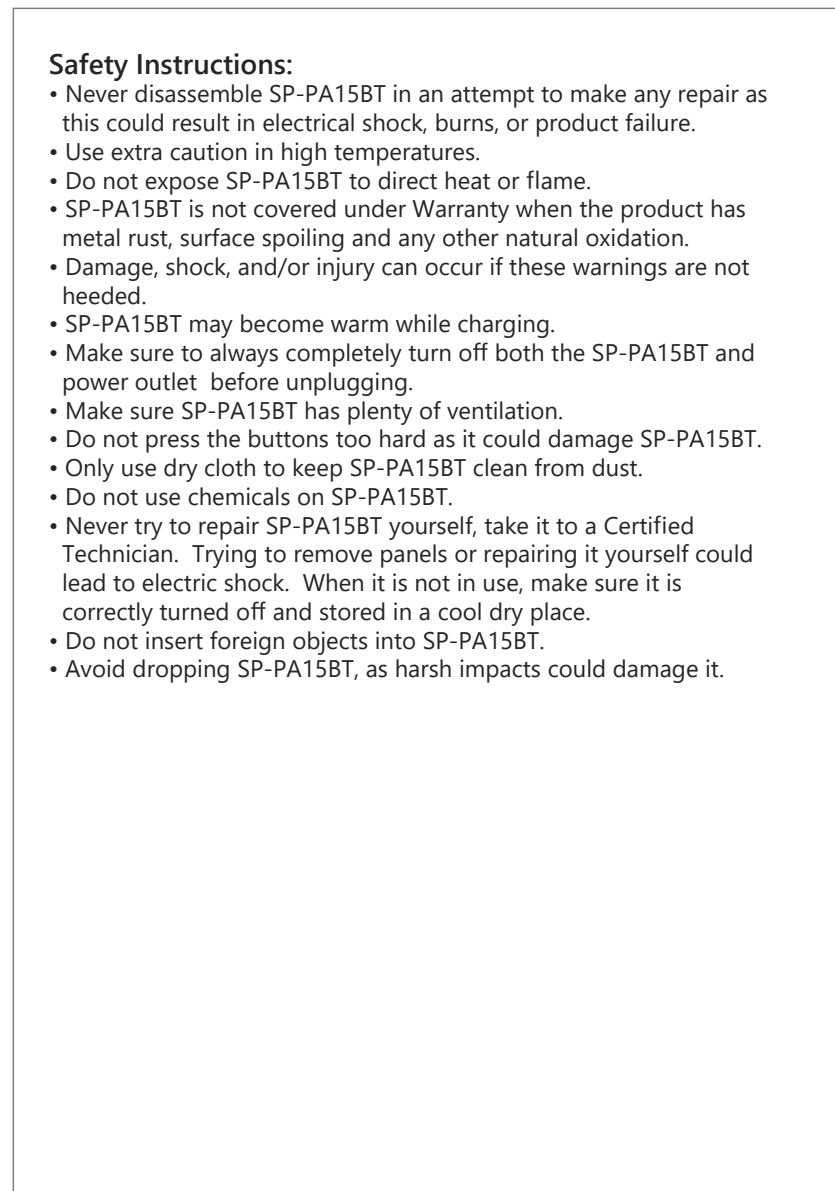




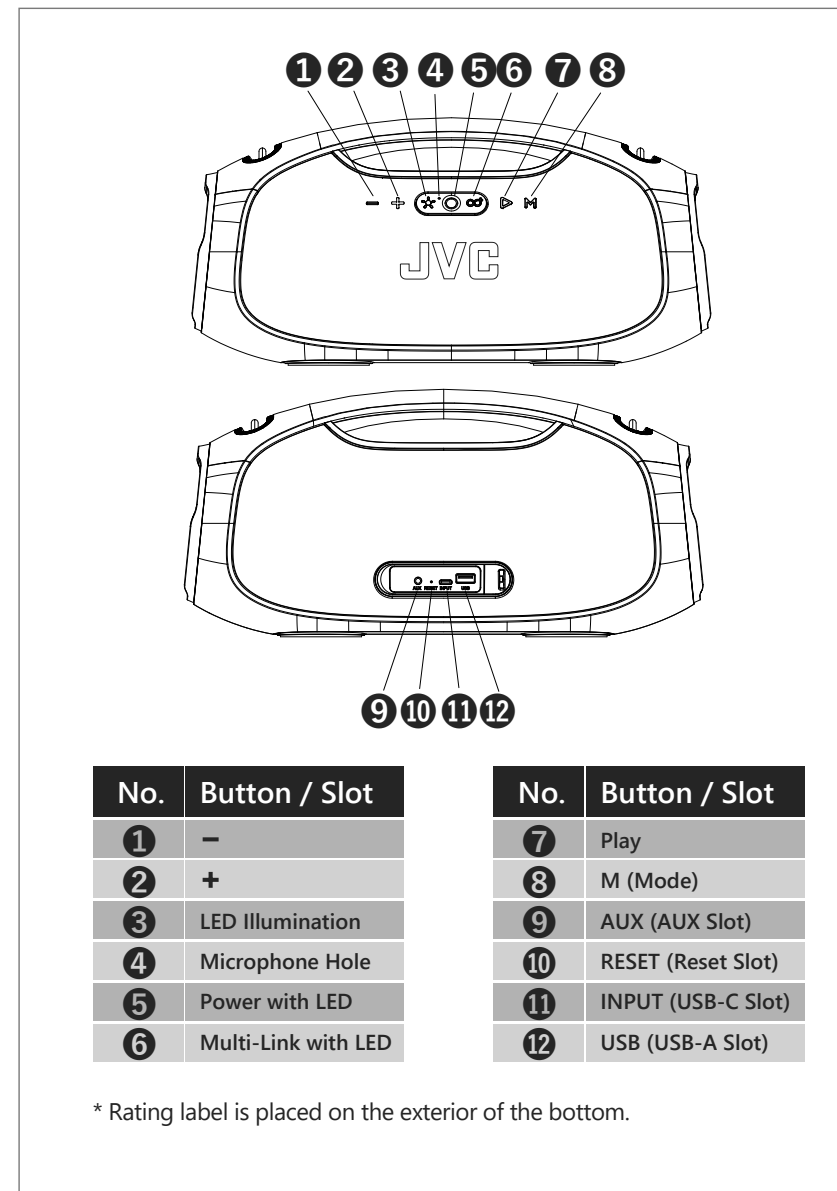
1



2



3

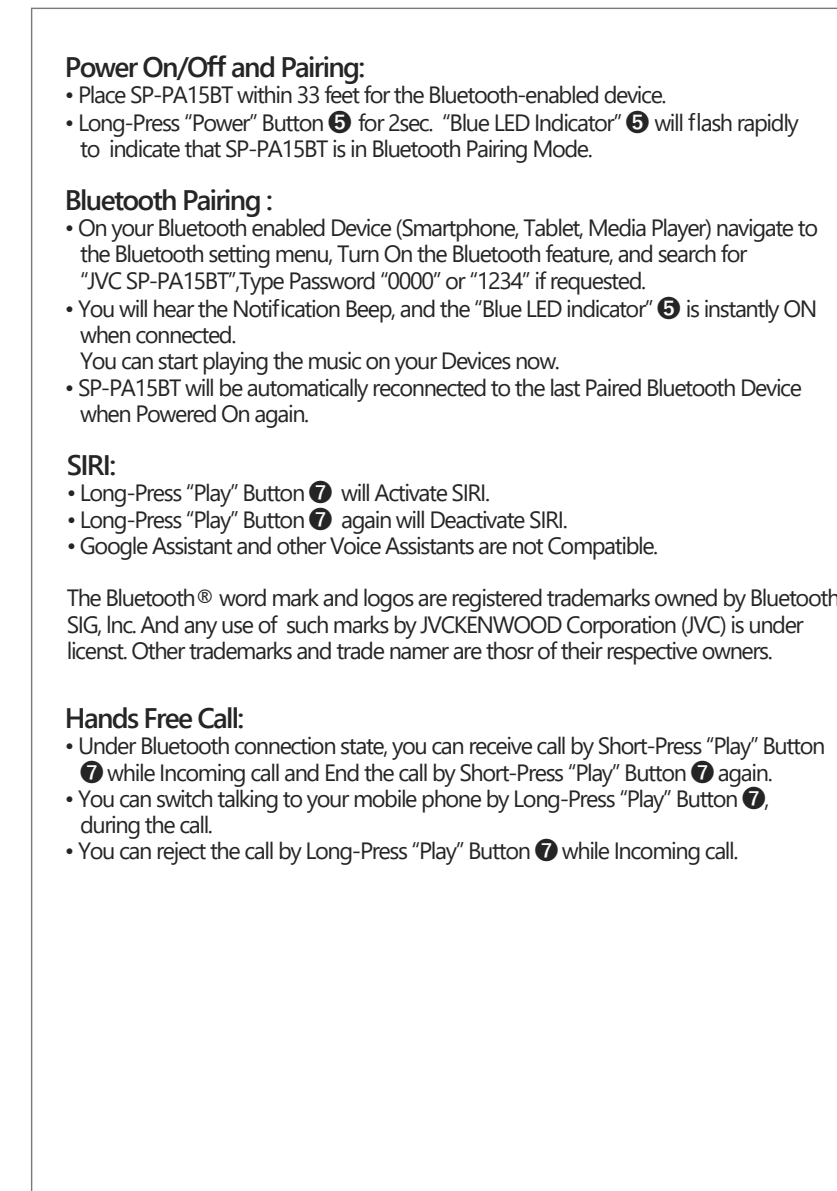


4

| Function | Button / Slot | Operation |
|--|---------------|---|
| Power On / Off | 1 | Long Press (2 sec) |
| Volume Up | 2 | Short Press |
| Volume Down | 3 | Short Press |
| Play / Pause (Bluetooth, USB Audio) | 7 | Short Press |
| Mute On (AUX) | 7 | Short Press |
| Mute Off (AUX) | 7 | Short Press |
| Next Song (Bluetooth, USB Audio) | 8 | Long Press |
| Previous Song (Bluetooth, USB Audio) | 8 | Long Press |
| Mode Change (Bluetooth Audio / USB / AUX) | 9 | Short Press |
| SIR (Bluetooth) | 9 | Long Press (2 sec) |
| Bluetooth Disconnect | 9 | Long Press (2 sec) |
| Bluetooth Connect (After Disconnect) | 9 | Long Press (over 3 sec) |
| Multi Link or TWS Connect / Disconnect (Bluetooth) | 6 | Short Press |
| Receive / End Phone Call (Bluetooth) | 7 | Short Press |
| Reject Phone Call (Bluetooth) | 7 | Long Press (2 sec) |
| Switch Phone Calling Device to Phone | 7 | Long Press (2 sec) while talking |
| LED Illumination Control (4 modes) | 5 | Short Press |
| Equalizer Control (2 modes) | 6 | Long Press (2 sec) |
| USB Audio | 12 | Connect USB Flash Drive |
| AUX | 9 | Connect through AUX Cable |
| Charge Battery (Standard / Fast Charge) | 12 | Connect to USB Cable with Charger (Standard: 5V/2A or Quick: 9V/2A Charger) |
| Power Bank (5V/1A) | 12 | Connect through USB Cable |
| Re-Boot (Recovery) | 10 | Short Press by Rounded Pin |
| Reset | 10 | Long Long Press (over 10 sec.) |

Note:
* Above operation can be processed on Bluetooth devices synchronously.

5



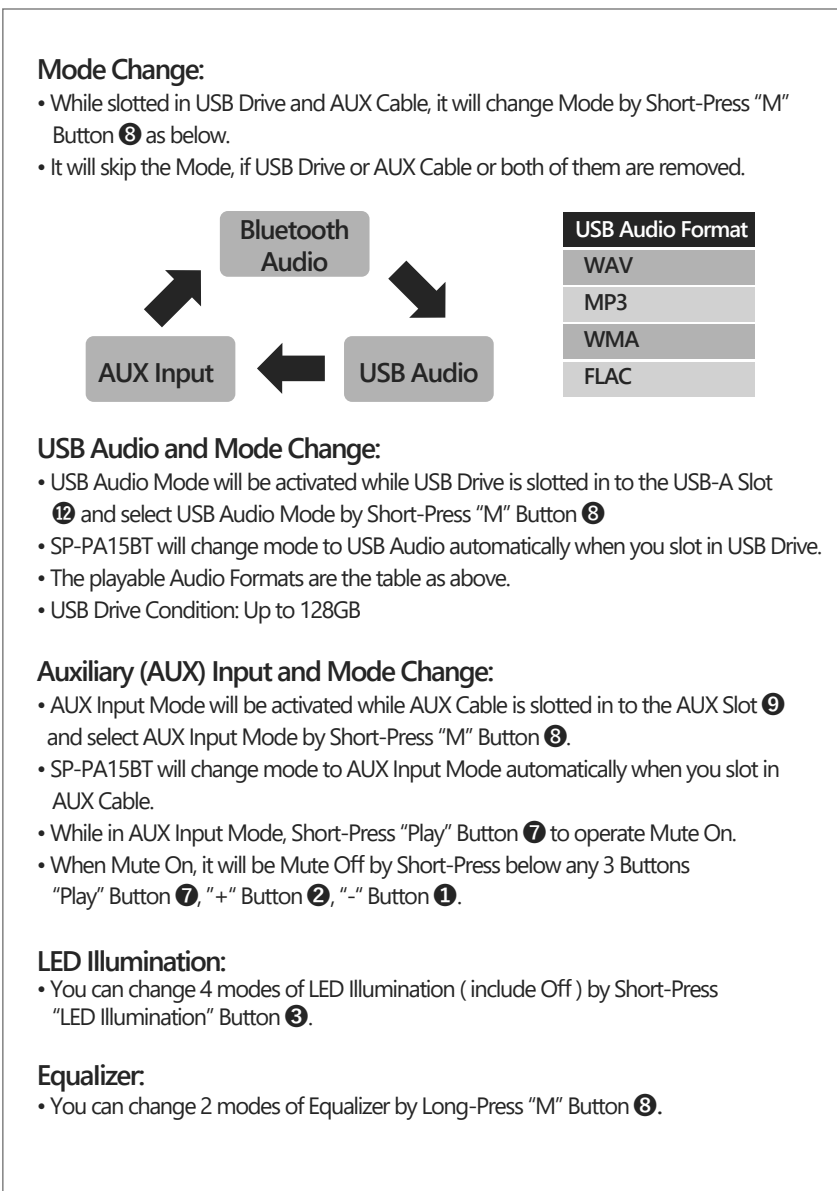
6

Multi-Link
• Multi-Link up to 100pcs of SP-PA15BT
• Please see below Chart for detail Operation and LED Indicator.

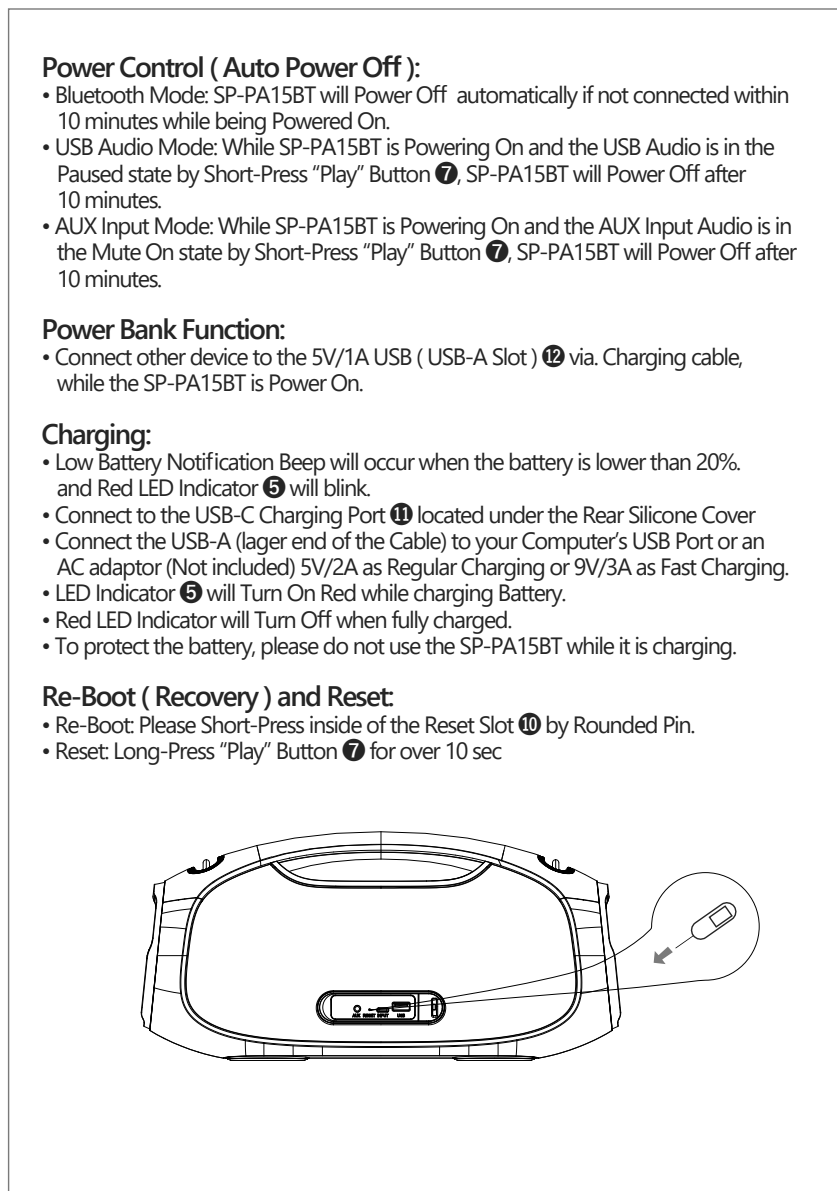
| Steps | Speaker | Operation | LED Indicator | |
|-------|----------------|--|---|---|
| | | | Speaker | Multi-Link LED |
| 1 | Master Speaker | • Short-Press "Multi-Link" Button to make it ready for Multiple Link connection with Slave Speakers. | Master Speaker • Illuminated constantly | • Illuminated constantly |
| 2 | Slave Speaker | • Power On and make it in Bluetooth is Disconnected state. • Short-Press "Multi-Link" Button to search Master Speaker. It will automatically start to get connected by Multiple Link. | Slave Speaker • Blink slowly | • Illuminated constantly • Slave Speaker connected successfully. • Illumination off if Slave Speaker fail to connect in one minute. |
| 3 | Master Speaker | • Short-Press "Multi-Link" Button to exit the Multiple Link state. | Master Speaker • Illuminated constantly when connect with Bluetooth enable Device. • Blink Slowly when disconnect with Bluetooth enable Device. | • Illumination off |
| 4 | Slave Speaker | • Short-Press "Multi-Link" Button to exit the Multiple Link state. | Slave Speaker • Blink slowly | • Blink Slowly while Searching state, then Illumination off after 1min., if fail to connect with Master Speaker. |

* Please do not Bluetooth Pair each SP-PA15BT and Device separately. It will not connect as Multi-Link

7



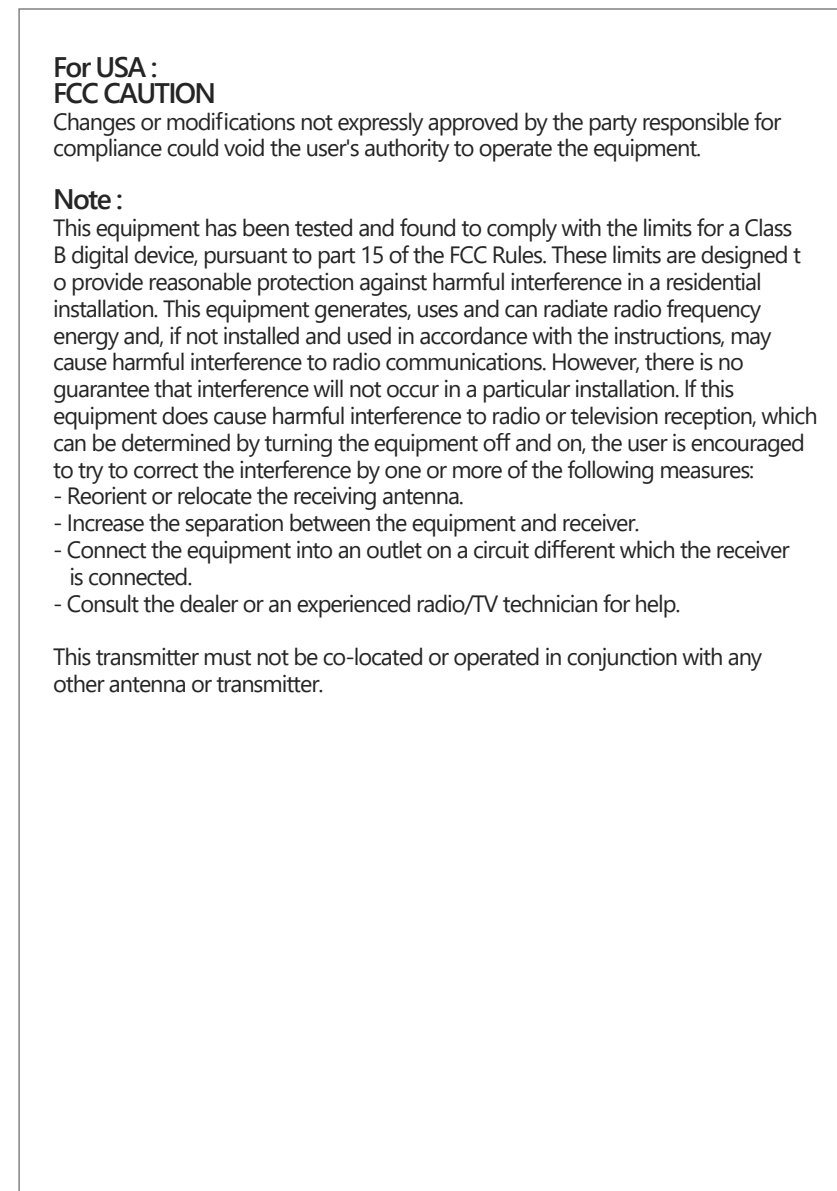
8



9




10



11



12



13

